

# AJN OVID Webinar April 23, 2019

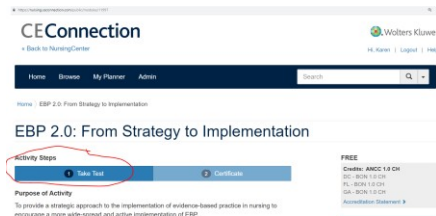
## EBP 2.0: From Strategy to Implementation

Continuing Education Credit for this webinar is available from Wolters Kluwer on [nursing.ceconnection.com](http://nursing.ceconnection.com). Once you complete the CE test your certificate will be available in the Planner area at any time. You will need to log into CEConnection with a user name and password. If you do not already have a username for this site there is a registration process to complete. The information collected is necessary for CE accreditation record compliance. With registration on CEConnection you can access all CE. You only register once. There is no cost. Access to this site is FREE.

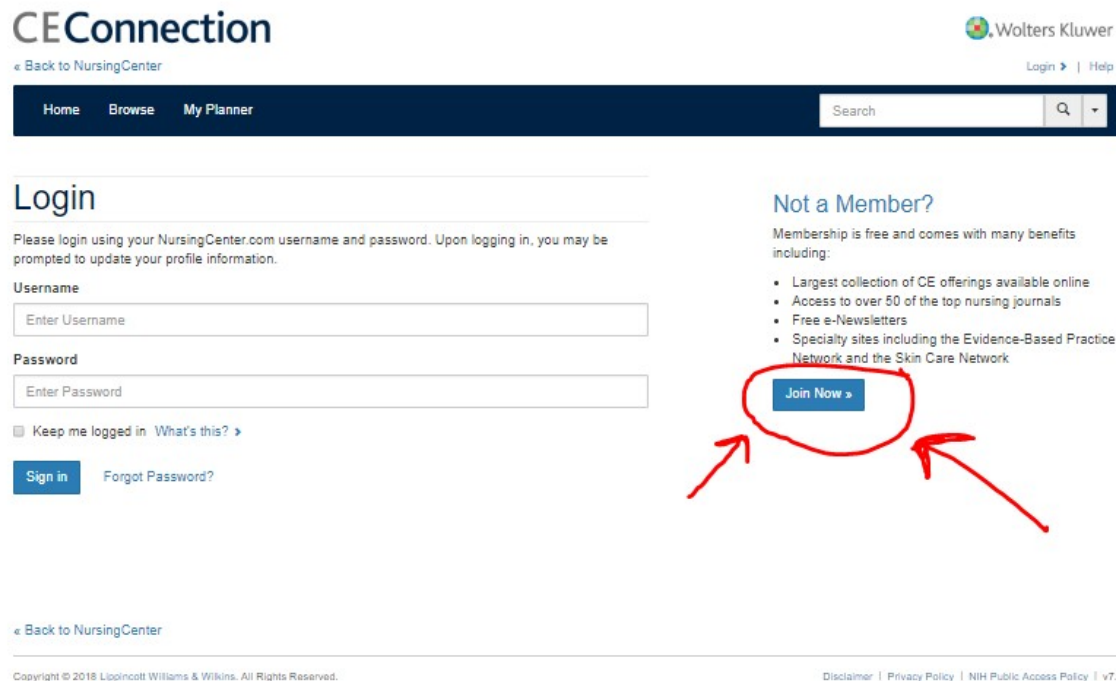
When you are ready to complete the CE attestation statement you should:  
Enter this address in your browser:

<https://nursing.ceconnection.com/public/modules/12023>

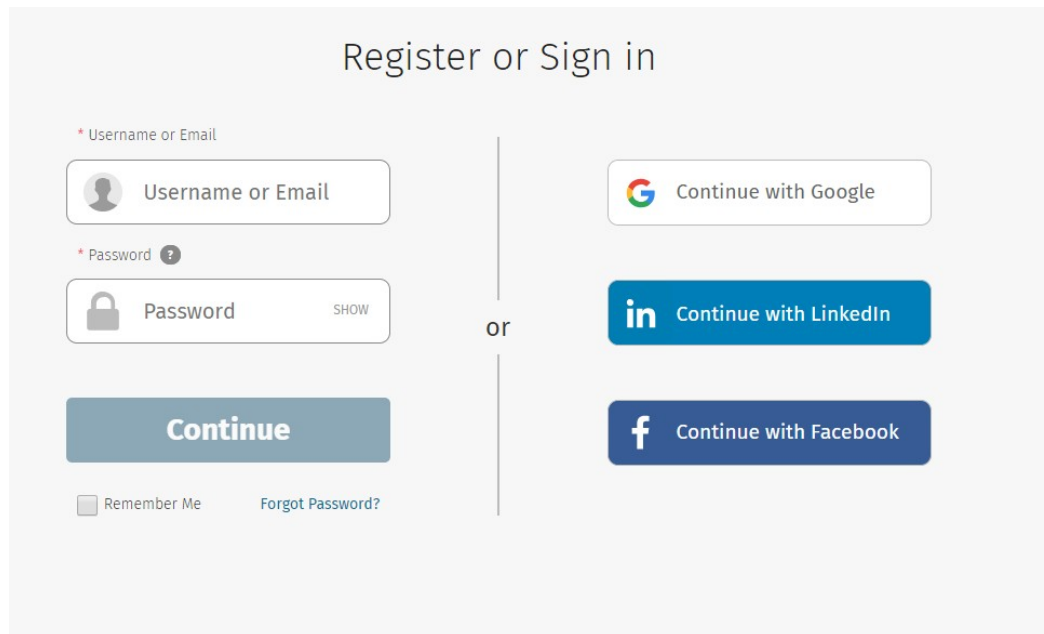
### Choose Take Posttest



If you do not have an account on CEConnection you will be directed to this page to complete enter registration information:

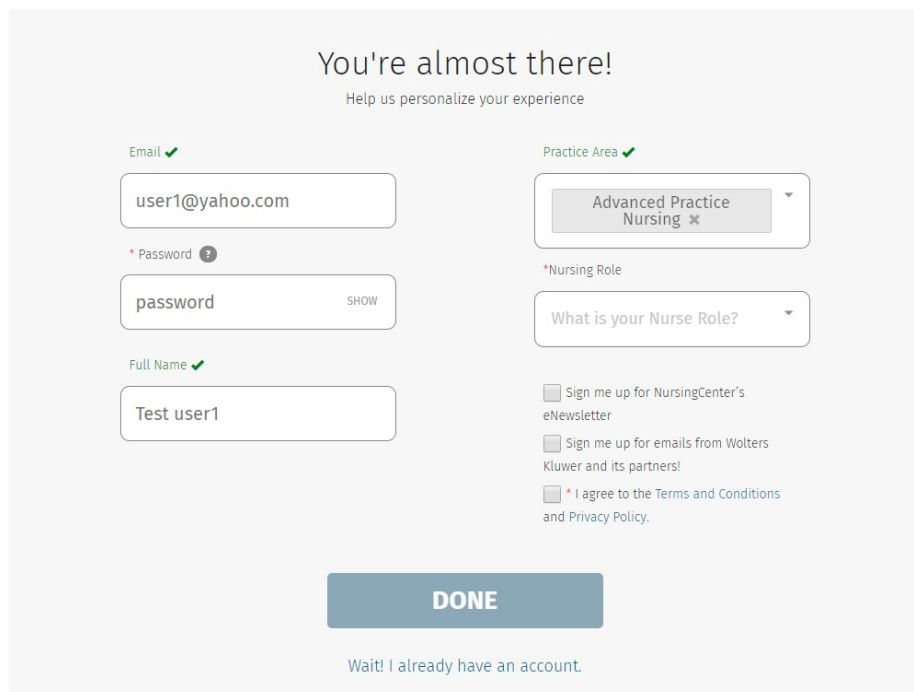


Next you will see this screen:



The screen is titled "Register or Sign in". It is divided into two main sections by a vertical line with the word "or" in the center. On the left side, there are two input fields: "Username or Email" (with a red asterisk and a help icon) and "Password" (with a red asterisk, a help icon, and a "SHOW" link). Below these is a blue "Continue" button. At the bottom left, there is a "Remember Me" checkbox and a "Forgot Password?" link. On the right side, there are three social login buttons: "Continue with Google", "Continue with LinkedIn", and "Continue with Facebook".

You can login with their username/email and password if you are already registered on nursingcenter.com or nursing.ceconnection.com. Otherwise enter an email address and a desired password on the left then choose "Continue." Complete this page and choose **DONE**:



The screen is titled "You're almost there!" with the subtitle "Help us personalize your experience". It contains several input fields and checkboxes. On the left, there are three fields: "Email" (with a green checkmark, containing "user1@yahoo.com"), "Password" (with a red asterisk, a help icon, and a "SHOW" link, containing "password"), and "Full Name" (with a green checkmark, containing "Test user1"). On the right, there are two dropdown menus: "Practice Area" (with a green checkmark, containing "Advanced Practice Nursing" and a red 'x') and "Nursing Role" (containing "What is your Nurse Role?"). Below these are three checkboxes: "Sign me up for NursingCenter's eNewsletter", "Sign me up for emails from Wolters Kluwer and its partners!", and "\* I agree to the Terms and Conditions and Privacy Policy.". At the bottom center is a large blue "DONE" button. Below the button is a link that says "Wait! I already have an account."

Choose **CONTINUING EDUCATION** from the top menu bar:

https://www.nursingcenter.com

Lippincott NursingCenter® Journals & Articles **Continuing Education** Clinical Resources Career Resources Blog Nursing Students

Search ...

**Featured Topic**  
Infection Control

ARTICLE  
**GET YOUR FLU SHOT**  
Seasonal influenza vaccine guidelines, 2018-2019  
Share this on f t in

NURSING POCKET CARD  
**Isolation Precautions**  
Share this on f t in

BLOG  
**Why Handwashing Makes Us Healthier - and Happier too!**  
Share this on f t in

GUIDELINE  
**Clostridium**

ADVERTISEMENT

**Now Available** **The Distributive Shock Learning Center**  
Providing key information to PAs and Nurse Practitioners on the clinical practices in identification, diagnosis, and therapy for distributive shock  
[VISIT NOW](#) [www.distributiveshock.com](http://www.distributiveshock.com)

**New & Noteworthy**  
Discover the latest additions to our library of guideline summaries, nursing pocket cards, blog posts, and more.

Next choose **CEConnection**

Home > CEConnection

**Nursing Continuing Education Activities: CEConnection**

Welcome to **CEConnection** - the largest collection of nursing continuing education activities available online. CEConnection offers more than 1,900 continuing education activities, including your own **CE Planner tool**, right at your fingertips. Find high quality CE resources that meet your license-renewal needs and continuing education certification requirements.

**Meet Your CE Requirements Now!**

CEConnection offers:

- Nursing continuing education activities organized by **specialty, clinical category, topic, journal, and collections**.
- Activities for nurses in all practice settings, including acute care, critical care, home care, long term care, and rehabilitation.
- A special **CESaver Collection**, which allows you to take as many continuing education activities in the collection as you want, all for only **\$39.95 a year** or **\$59.95 for two years!**
- My **CE Planner**, a tool to help you manage your continuing education activities.
- **Topical collections** of CE activities available at discounted prices.
- **State-specific lists** of CE courses to assist you in meeting CE license renewal requirements.
- A **Recommended CE** list to keep you up-to-date on current CE activities.
- **Never Events** to help you understand best practices to maximize patient safety.
- CE courses from the Joanna Briggs Institute (JBI), including:
  - **JBI Best Practice Interactive Clinical Courses**
  - **JBI Advanced Courses for Experienced Researchers**
  - **Evidence-Based Practice Core Concept Courses**

**Connect With NursingCenter**

Join NursingCenter on Social Media to find out the latest news and special offers

f t in g+ y

**Now Available** **The Distributive Shock Learning Center**  
Providing key information to PAs and Nurse Practitioners on the clinical practices in identification, diagnosis, and therapy for distributive shock  
[VISIT NOW](#) [www.distributiveshock.com](http://www.distributiveshock.com)

**Featured Nursing Jobs**

**Put Your Mind at Ease with the Right Care for Your Patients.**  
Right at Home  
Nationwide-US, -  
**Professor, Term Tenure Position, Department of Nursing**

Take a moment to complete the registration information:

CEConnection

[Back to NursingCenter](#)

Wolters Kluwer

Logged in as Test user1 | [Logout](#) | [Help](#)

[Home](#) | [Browse](#) | [My Planner](#)

Search

Registration Step 1

Please enter all required fields. \* denotes a required field.

Username

user1@yahoo.com

Password\*

.....

Password Tips: Passwords are case sensitive. They must contain 8 or more characters, one number, no spaces, and must be different than your username.

Confirm Password\*

.....

Email\*

user1@yahoo.com

Confirm Email\*

user1@yahoo.com

☐ Provide an Alternate Email Address (optional)

First Name\*

Test

Middle Initial

Last Name\*

user1

Address Line 1\*

Address Line 2

City\*

State\*

Select...

Note: Non-United States and Non-Canada users should choose "Not Applicable".

Zip Code\*

Country\*

Unknown

Continue

CEConnection

[Back to NursingCenter](#)

Wolters Kluwer

Logged in as Test user1 | [Logout](#) | [Help](#)

[Home](#) | [Browse](#) | [My Planner](#)

Search

Registration Step 2

Please enter all required fields. \* denotes a required field.

Profession\*

Select...

Specialties and Sub-Specialties

Work Setting\*

Select...

Licenses

Add a License

Certification Boards

Add a Certification Board

Society Memberships

Add a Society Membership

☐ I agree to the terms and conditions of use.

Continue

[Back to NursingCenter](#)

Copyright © 2018 Lippincott Williams & Wilkins. All Rights Reserved.

Disclaimer | Privacy Policy | NIH Public Access Policy | v7.0

Once you have completed the login information enter this address in the browser:  
<https://nursing.ceconnection.com/public/modules/12023>

You will be logged in and able to complete the posttest.

Complete the evaluation:

The screenshot shows the CEConnection website interface. At the top, there is a navigation bar with links for 'Home', 'Browse', and 'My Planner'. A search bar is located on the right side of the navigation bar. Below the navigation bar, the page title 'Evaluation' is displayed. The main content area contains a series of evaluation questions for a CE activity. The questions are numbered 1 through 6, and each question has a 'Yes' or 'No' radio button option. Question 1 asks if the CE activity's content related to the purpose and learning objectives. Question 2 asks if the self-paced format is appropriate. Question 3 asks if the content is presented in a clear and logical manner. Question 4 asks if the content covered adequately. Question 5 asks if the author presented material that was current to nursing practice. Question 6 asks how long (time in minutes) it took to complete the activity. Below the questions, there is a text box for 'Suggestions for future topics'. At the bottom, there are two more questions: 'Did this CE activity meet your professional needs?' and 'The content of this activity was...'. The 'My Planner' link in the navigation bar is highlighted in yellow.

CEConnection  
Wolters Kluwer  
12 min | Log out | Help

Home Browse My Planner

Home | This | Test

### Evaluation

Please evaluate the module you have just completed. \*denotes a required field.

1. Was this CE activity's content related to the purpose and learning objectives? \*

☐ Yes  
☐ No

2. Was this self-paced format an appropriate way to present this content? \*

☐ Yes  
☐ No

3. Was the content presented in a clear and logical manner? \*

☐ Yes  
☐ No

4. Was the content covered adequately? \*

☐ Yes  
☐ No

5. Did the author present material that was current to nursing practice? \*

☐ Yes  
☐ No

6. How long (time in minutes) did it take you to complete this activity?

00

7. Suggestions for future topics

00

8. Did this CE activity meet your professional needs? \*

☐ Yes  
☐ No

9. The content of this activity was: \*

☐ appropriate

Go to **My Planner** to retrieve the CE certificate  
Choose **Certificate**